



V-2000HD MODEL GALLERY



V2HD-11-T
1 Station/1 Color
Tabletop Press



V2HD-44
4 Station/4 Color



V2HD-14-T
1 Station/4 Color
Tabletop Press



V2HD-46
4 Station/6 Color



V2HD-FP-11
1 Station/1 Color
Allover Press



V2HD-66
6 Station/6 Color



V2HD-FP-14
1 Station/ Color



V2HD-88
8 Station/8 Color



V2HD-1010
10 Station/10 Color


Questions? CALL 800-935-2121



V-1000 MODEL GALLERY



V-66
6 Station/6 Color



V-T11
1 Station/1 Color



V-T12
1 Station/2 Color



V-T14
1 Station/4 Color




V-T16
1 Station/6 Color

ACCESSORIES



WS-VIDD
Drop Down Wheel
Set for V-1000



VISP-WS
Service Pan and Wheel
Set for V-1000



PALLETS
Over 100 different
pallets to choose from!



V-44
4 Station/4 Color



V-46
4 Station/6 Color

Questions? CALL 800-935-2121



V-2000 & V-1000

Technical Specifications



	V-1000 Series			V-2000HD Series				
	V1-44	V1-46	V1-66	V2HD-44	V2HD-46	V2HD-66	V2HD-88	V2HD-1010
Warranty	3 year	3 year	3 year	25 year*	25 year*	25 year*	25 year*	25 year*
Pallet Materials	Steel w/ rubber tops	Steel w/ rubber tops	Steel w/ rubber tops	Steel w/ rubber tops	Steel w/ rubber tops	Steel w/ rubber tops	Steel w/ rubber tops	Steel w/ rubber tops
Head Lifting Spring	Extension Spring	Extension Spring	Extension Spring	Gas Spring	Gas Spring	Gas Spring	Gas Spring	Gas Spring
All Heads Down via	Floating Heads	Floating Heads	Floating Heads	Fixed Heads	Fixed Heads	Fixed Heads	Fixed Heads	Fixed Heads
Micro-registration	Wrenchless	Wrenchless	Wrenchless	Advanced, wrenchless, & anti-backlash	Advanced, wrenchless, & anti-backlash	Advanced, wrenchless, & anti-backlash	Advanced, wrenchless, & anti-backlash	Advanced, wrenchless, & anti-backlash
Leveling	Basic	Basic	Basic	Advanced	Advanced	Advanced	Advanced	Advanced
Height legs to pallet	34.5" (88 cm)	34.5" (88 cm)	34.5" (88 cm)	34.5" (88 cm)	34.5" (88 cm)	34.5" (88 cm)	34.5" (88 cm)	34.5" (88 cm)
Height legs (w-wheels) to pallet	38.5" (98 cm)	38.5" (98 cm)	38.5" (98 cm)	38.5" (98 cm)	38.5" (98 cm)	38.5" (98 cm)	38.5" (98 cm)	38.5" (98 cm)
Diameter (Standard)	83" (211 cm)	94" (239 cm)	94" (239 cm)	91" (231 cm)	97" (246 cm)	99" (252 cm)	109" (277 cm)	131" (333 cm)
Diameter (Fully Extended)	95" (241 cm)	106" (269 cm)	110" (280 cm)	105" (267 cm)	105" (267 cm)	111" (282 cm)	121" (307 cm)	137" (348 cm)
Maximum Screen Width***	25" (63.5 cm)	21" (53 cm)	21" (53 cm)	39" (99 cm)	27" (69 cm)	27" (69 cm)	23" (58.5 cm)	25" (63.5 cm)
Maximum Screen Width w/ optional side clamps	N/A	N/A	N/A	24" (61 cm)	24" (61 cm)	24" (61 cm)	21" (53 cm)	21" (53 cm)
Max. Screen Weight	5.5 lbs (2.5 kg)	5.5 lbs (2.5 kg)	5.5 lbs (2.5 kg)	8 lbs (3.6 kg)	8 lbs (3.6 kg)	8 lbs (3.6 kg)	8 lbs (3.6 kg)	8 lbs (3.6 kg)
Max. Screen Weight w/ double gas springs	N/A	N/A	N/A	30 lbs (13.6 kg)	30 lbs (13.6 kg)	30 lbs (13.6 kg)	30 lbs (13.6 kg)	30 lbs (13.6 kg)
Max. Screen Weight w/ HD Head upgrades	26 lbs (11.8 kg)	26 lbs (11.8 kg)	26 lbs (11.8 kg)	50 lbs (22.7 kg)	50 lbs (22.7 kg)	50 lbs (22.7 kg)	50 lbs (22.7 kg)	50 lbs (22.7 kg)
Maximum Standard Pallet size	20" x 24" (51 x 61 cm)	20" x 24" (51 x 61 cm)	20" x 24" (51 x 61 cm)	27" x 32" (69 x 81 cm) Larger custom sizes available	27" x 32" (69 x 81 cm) Larger custom sizes available	27" x 32" (69 x 81 cm) Larger custom sizes available	27" x 32" (69 x 81 cm) Larger custom sizes available	27" x 32" (69 x 81 cm) Larger custom sizes available
Fits Through 33" (84 cm) Doorway	Yes	Yes	Yes	Yes w/ disassembly	Yes w/ disassembly	Yes w/ disassembly	Yes w/ disassembly	No Requires dock door
Unit Weight	256 lbs (116 kg)	308 lbs (140 kg)	369 lbs (167.4 kg)	400 lbs (182 kg)	473 lbs (214.5 kg)	550 lbs (250 kg)	750 lbs (340 kg)	1075 lbs (488 kg)
Can Ship UPS	Yes	Yes	Yes	No	No	No	No	No
Shipping Weight**	375 lbs (170 kg) or (UPS) 300 lbs (136.1 kg)	400 lbs (181 kg) or (UPS) 325 lbs (147.4 kg)	475 lbs (215 kg) or (UPS) 375 lbs (170.1 kg)	685 lbs (311 kg)	710 lbs (322 kg)	800 lbs (363 kg)	1,025 lbs (465 kg)	1,423 lbs (646 kg)
Shipping Dimensions**	(1) 48" x 45" x 28" [122 x 115 x 71 cm] or ship UPS (in 8 boxes): (1) 25" x 25" x 19" [64 x 64 x 49 cm] (2) 34" x 11" x 7" [87 x 28 x 18 cm] (1) 36" x 9" x 9" [92 x 23 x 23 cm] (2) 13" x 13" x 13" [33 x 33 x 33 cm] (2) 19" x 17" x 7" [49 x 44 x 18 cm]	(1) 48" x 45" x 30" [122 x 115 x 76 cm] or ship UPS (in 9 boxes): (1) 25" x 25" x 19" [64 x 64 x 49 cm] (2) 34" x 11" x 7" [87 x 28 x 18 cm] (1) 36" x 9" x 9" [92 x 23 x 23 cm] (3) 13" x 13" x 13" [33 x 33 x 33 cm] (2) 19" x 17" x 7" [49 x 44 x 18 cm]	(1) 48" x 45" x 30" [122 x 115 x 76 cm] or ship UPS (in 10 boxes): (1) 25" x 25" x 19" [64 x 64 x 49 cm] (3) 34" x 11" x 7" [87 x 28 x 18 cm] (1) 36" x 9" x 9" [92 x 23 x 23 cm] (3) 13" x 13" x 13" [33 x 33 x 33 cm] (2) 19" x 17" x 7" [49 x 44 x 18 cm]	(1) 48" x 48" x 49" [122 x 122 x 125 cm]	(1) 48" x 48" x 49" [122 x 122 x 125 cm]	(1) 48" x 48" x 49" [122 x 122 x 125 cm]	(1) 69" x 48" x 60" [175 x 122 x 153 cm]	(1) 69" x 48" x 60" [175 x 122 x 153 cm]

Questions? CALL 800-935-2121

1 in = 2.54 cm
1 lb = 0.454 kg

* 25 year limited warranty. Gas springs & rubber pallet tops covered for 3 years.

** All shipping weights and dimensions are for continental US shipping only. Call for other shipping specifications. Ex-works Allentown PA. Shipping weights are approximate and may vary at time of shipping.

*** Max screen width is applicable when all heads have screens loaded. Larger screens will fit when the neighboring heads are empty. Max screen weight is the limiting factor when all screens are not loaded.

